

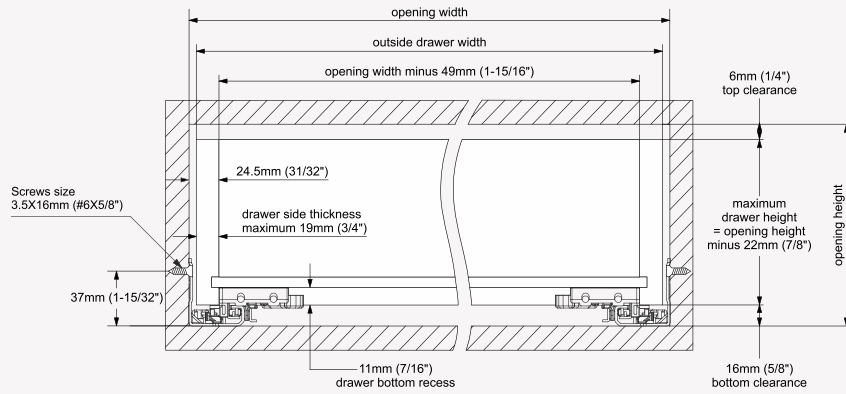
# TCH-23305 19MM Drawer and Cabinet Specifications



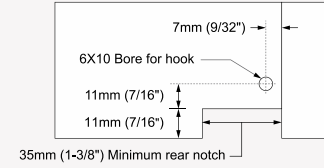
## Drawer box specification

## Drawer back preparation

### Front view



### Rear view



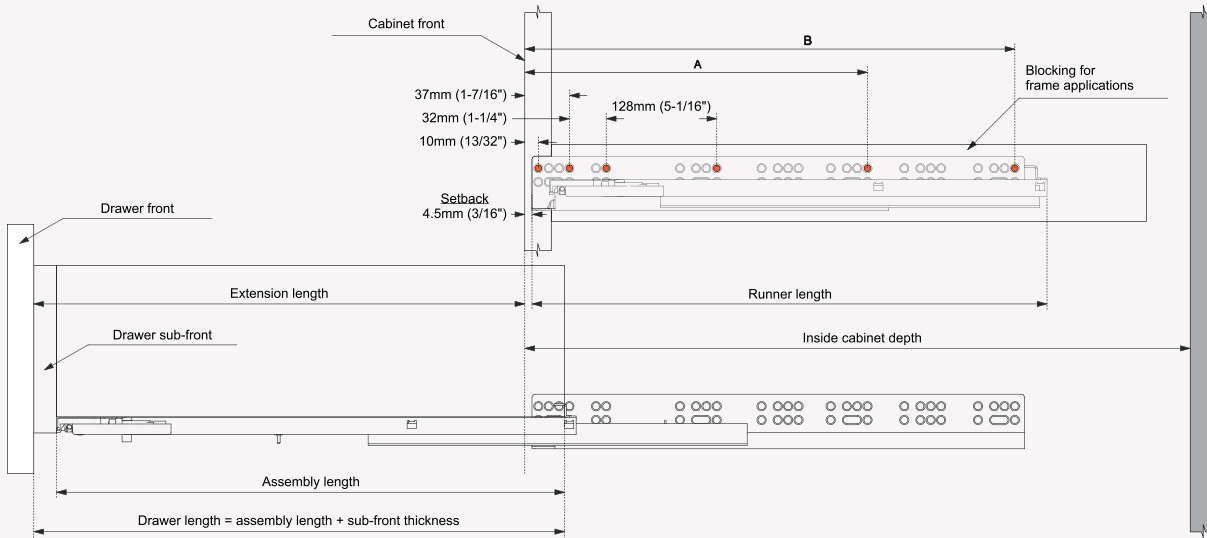
**Note:** The inside drawer width must equal Cabinet opening width minus 49mm (1-15/16") to align and function optimally

### Calculating outside drawer width

For drawer side panel thickness	19mm (3/4")	18mm (23/32")	17mm (21/32")	16mm (5/8")	15mm (19/32")
Deduct from inside cabinet width	11mm (7/16")	13mm (1/2")	15mm (19/32")	17mm (21/32")	19mm (3/4")

**Example:** For 508mm (20") inside cabinet width and a 19mm (3/4") thick drawer panel, 508mm (20") minus 11mm (7/16") = 497mm (19 9/16") drawer width.

### Runner mounting specifications



**Note:** The orange dots show the locations where fixing screws should be installed to achieve the specified load ratings

Runner SKU number	Nominal length	Runner length	Assembly length	Extension length	Screw locations for frameless cabinet		Inside cabinet depth Minimum
					A	B	
TCH-23305 19.381.3D	381mm (15")	394mm (15-1/2")	365mm (14-3/8")	343mm (13-1/2")	261mm (10-9/32")	357mm (14-1/16")	419mm (16 1/2")
TCH-23305 19.457.3D	457mm (18")	470mm (18-1/2")	441mm (17-3/8")	419mm (16-1/2")	357mm (14-1/16")	421mm (16-9/16")	495mm (19 1/2")
TCH-23305 19.533.3D	533mm (21")	546mm (21-1/2")	517mm (20-3/8")	495mm (19-1/2")	357mm (14-1/16")	517mm (20-11/32")	572mm (22 1/2")
TCH-23305 19.610.3D	610mm (24")	623mm (24-1/2")	594mm (23-3/8")	572mm (22-1/2")	357mm (14-1/16")	549mm (21-5/8")	648mm (25 1/2")