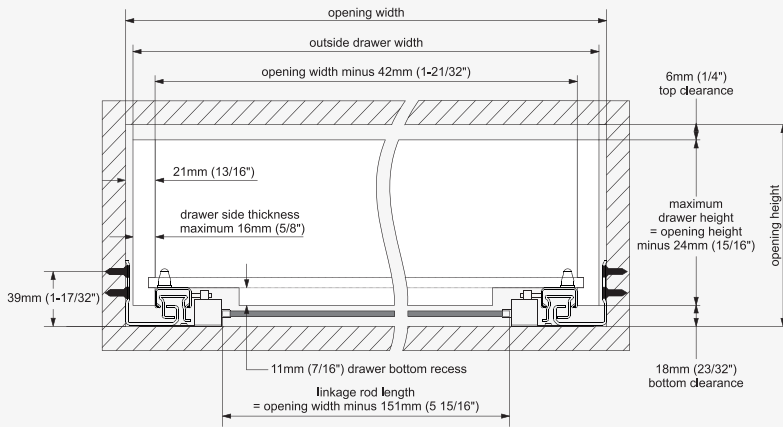


Drawer and Cabinet Specifications

Drawer box specification

Rear view



Note: The inside drawer width must equal Cabinet opening width minus 42mm (1-21/32") to align and function optimally

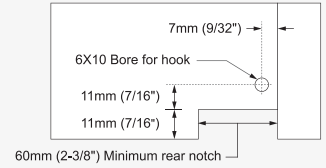
Calculating outside drawer width

For drawer side panel thickness	16mm (5/8")	15mm (19/32")	14mm (9/16")	13mm (1/2")	12mm (15/32")
Deduct from inside cabinet width	10mm (3/8")	12mm (15/32")	14mm (9/16")	16mm (5/8")	18mm (23/32")

Example: For 508mm (20") inside cabinet width and a 16mm (5/8") thick drawer panel, 508mm (20") minus 10mm (3/8") = 498mm (19 5/8") drawer width.

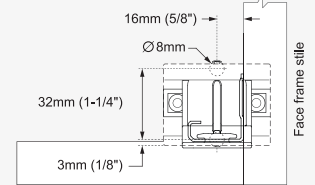
Drawer back preparation

Rear view

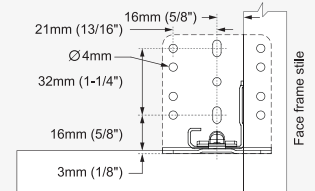


TCH- 23000 R.P.01 Rear mounting

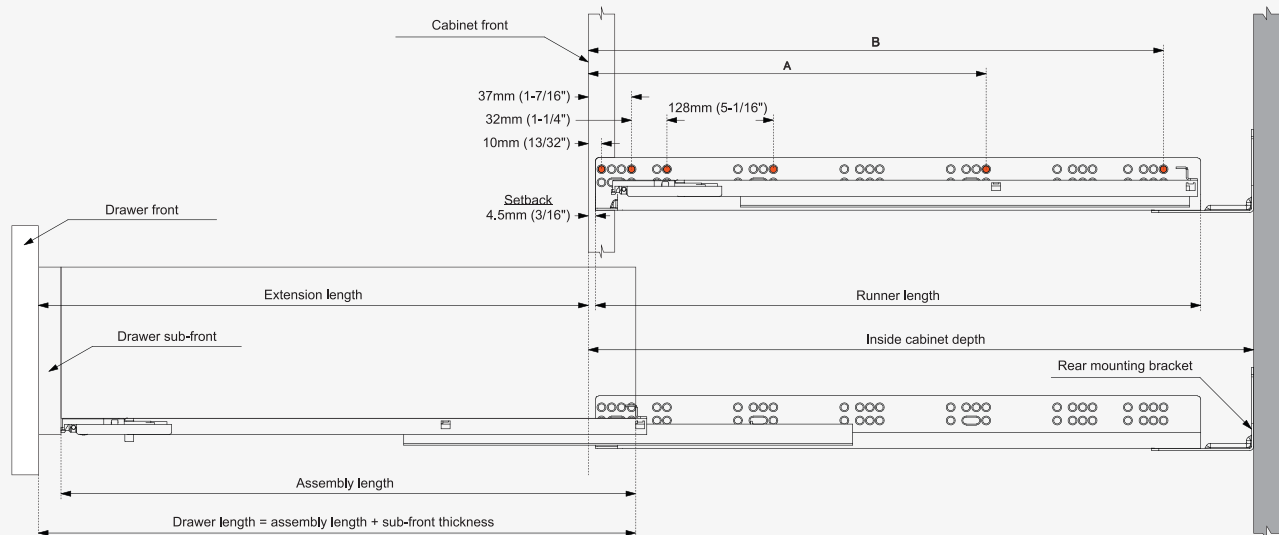
Front view



Front view



Runner mounting specifications



Runner SKU number	Nominal length	Runner length	Assembly length	Extension length	Screw locations for frameless cabinet		Inside cabinet depth with rear attachment	
					A	B	Minimum	Maximum
TCH-23304.S 16.305.3D	305mm (12")	318mm (12-1/2")	289mm (11-3/8")	257mm (10-1/8")	-	261mm (10-9/32")	343mm (13 1/2")	368mm (14 1/2")
TCH-23304.S 16.381.3D	381mm (15")	394mm (15-1/2")	365mm (14-3/8")	343mm (13-1/2")	261mm (10-9/32")	357mm (14-1/16")	419mm (16 1/2")	445mm (17 1/2")
TCH-23304.S 16.457.3D	457mm (18")	470mm (18-1/2")	441mm (17-3/8")	419mm (16-1/2")	357mm (14-1/16")	453mm (17-27/32")	495mm (19 1/2")	521mm (20 1/2")
TCH-23304.S 16.533.3D	533mm (21")	546mm (21-1/2")	517mm (20-3/8")	495mm (19-1/2")	357mm (14-1/16")	517mm (20-11/32")	572mm (22 1/2")	597mm (23 1/2")