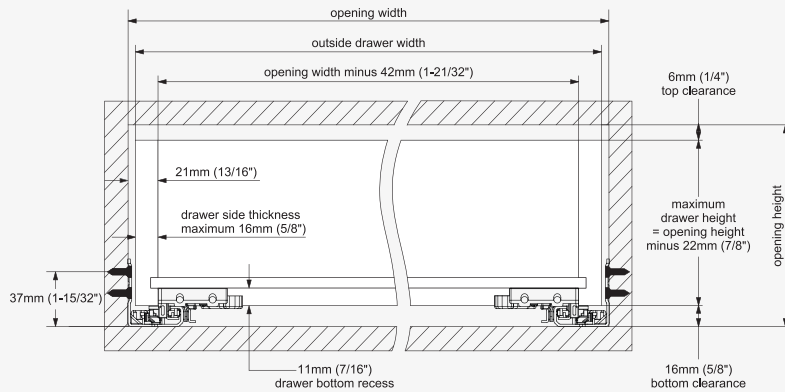


# Drawer and Cabinet Specifications

## Drawer box specification

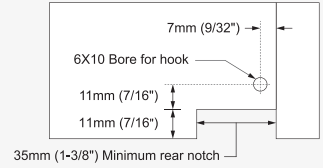
### Front view



**Note:** The inside drawer width must equal Cabinet opening width minus 42mm (1-21/32") to align and function optimally

## Drawer back preparation

### Rear view

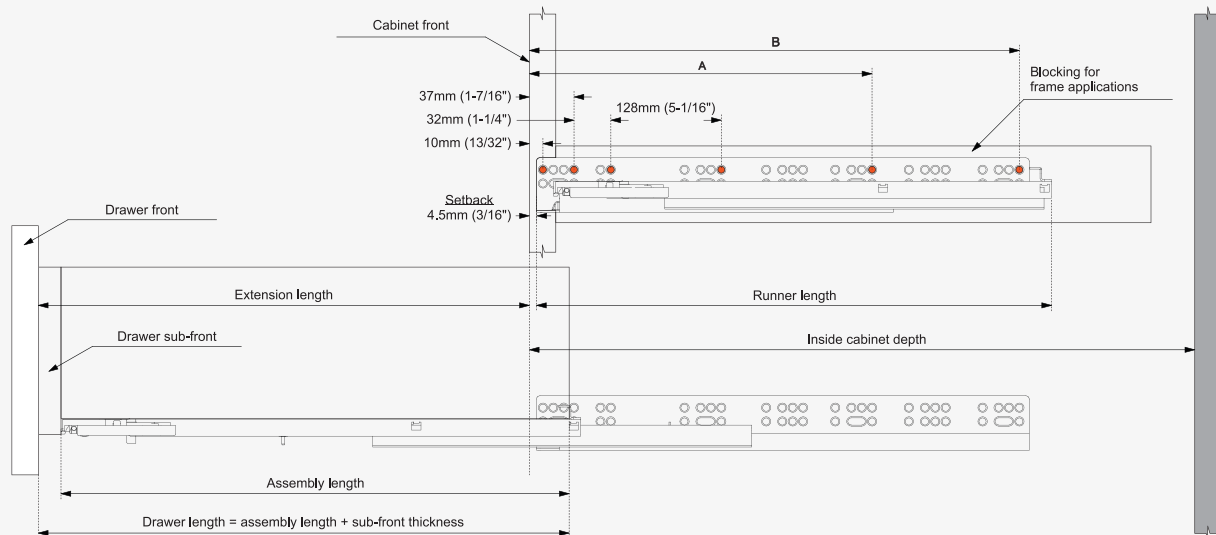


## Calculating outside drawer width

For drawer side panel thickness	16mm (5/8")	15mm (19/32")	14mm (9/16")	13mm (1/2")	12mm (15/32")
Deduct from inside cabinet width	10mm (3/8")	12mm (15/32")	14mm (9/16")	16mm (5/8")	18mm (23/32")

**Example:** For 508mm (20") inside cabinet width and a 16mm (5/8") thick drawer panel, 508mm (20") minus 10mm (3/8") = 498mm (19 5/8") drawer width.

## Runner mounting specifications



Runner SKU number	Nominal length	Runner length	Assembly length	Extension length	Screw locations for frameless cabinet		Inside cabinet depth Minimum
					A	B	
TCH-23105 16.381.3D	381mm (15")	394mm (15-1/2")	365mm (14-3/8")	343mm (13-1/2")	261mm (10-9/32")	357mm (14-1/16")	419mm (16 1/2")
TCH-23105 16.457.3D	457mm (18")	470mm (18-1/2")	441mm (17-3/8")	419mm (16-1/2")	357mm (14-1/16")	421mm (16-9/16")	495mm (19 1/2")
TCH-23105 16.533.3D	533mm (21")	546mm (21-1/2")	517mm (20-3/8")	495mm (19-1/2")	357mm (14-1/16")	517mm (20-11/32")	572mm (22 1/2")
TCH-23105 16.610.3D	610mm (24")	623mm (24-1/2")	594mm (23-3/8")	572mm (22-1/2")	357mm (14-1/16")	549mm (21-5/8")	648mm (25 1/2")