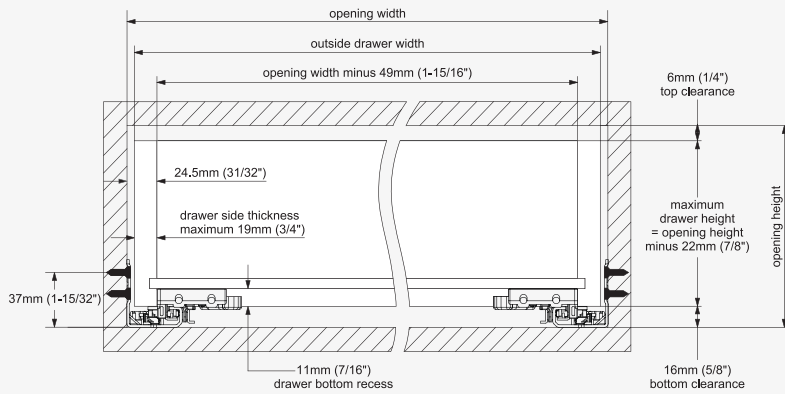


Drawer and Cabinet Specifications

Drawer box specification

Front view



Note: The inside drawer width must equal Cabinet opening width minus 49mm (1-15/16") to align and function optimally

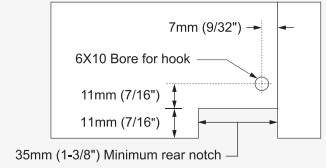
Calculating outside drawer width

For drawer side panel thickness	19mm (3/4")	18mm (23/32")	17mm (21/32")	16mm (5/8")	15mm (19/32")
Deduct from inside cabinet width	11mm (7/16")	13mm (1/2")	15mm (19/32")	17mm (21/32")	19mm (3/4")

Example: For 508mm (20") inside cabinet width and a 19mm (3/4") thick drawer panel, 508mm (20") minus 11mm (7/16") = 497mm (19 9/16") drawer width.

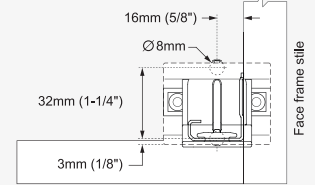
Drawer back preparation

Rear view



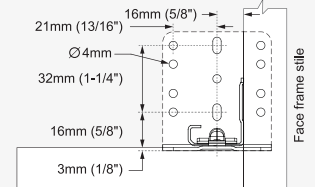
TCH- 23000 R.P.01 Rear mounting

Front view

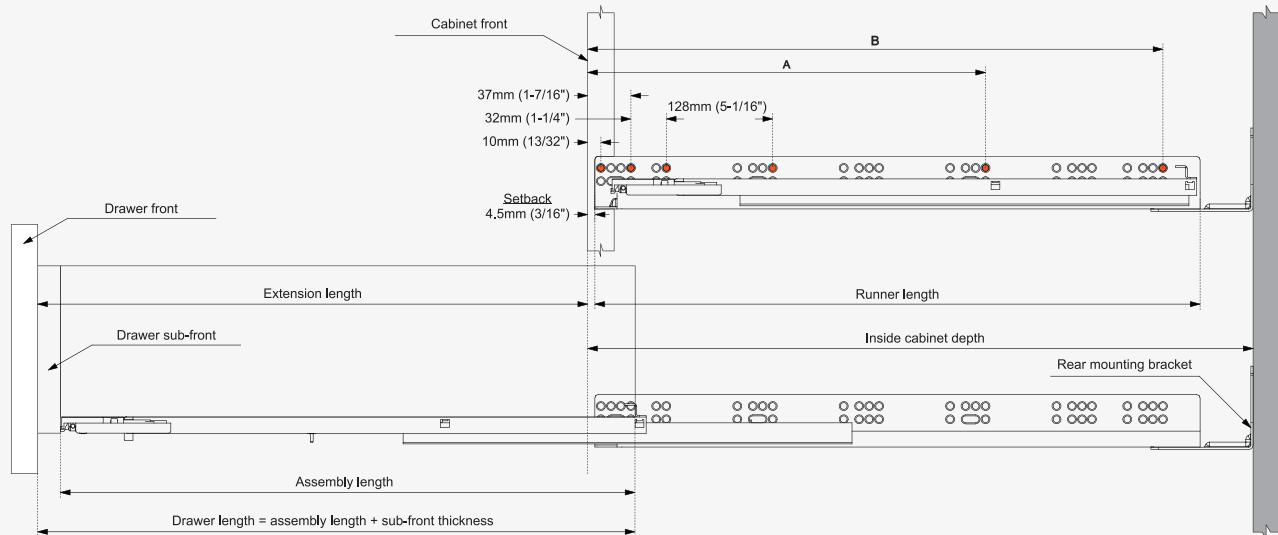


TCH- 23000 R.S.01 Rear mounting

Front view



Runner mounting specifications



Runner SKU number	Nominal length	Runner length	Assembly length	Extension length	Screw locations for frameless cabinet		Inside cabinet depth with rear attachment	
					A	B	Minimum	Maximum
TCH-23102 19.305.3D	305mm (12")	318mm (12-1/2")	289mm (11-3/8")	249mm (9-13/16")	-	261mm (10-9/32")	343mm (13 1/2")	368mm (14 1/2")
TCH-23102 19.381.3D	381mm (15")	394mm (15-1/2")	365mm (14-3/8")	337mm (13-9/32")	261mm (10-9/32")	357mm (14-1/16")	419mm (16 1/2")	445mm (17 1/2")
TCH-23102 19.457.3D	457mm (18")	470mm (18-1/2")	441mm (17-3/8")	403mm (15-7/8")	357mm (14-1/16")	453mm (17-27/32")	495mm (19 1/2")	521mm (20 1/2")
TCH-23102 19.533.3D	533mm (21")	546mm (21-1/2")	517mm (20-3/8")	489mm (19-1/4")	357mm (14-1/16")	517mm (20-11/32")	572mm (22 1/2")	597mm (23 1/2")