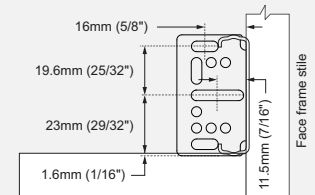
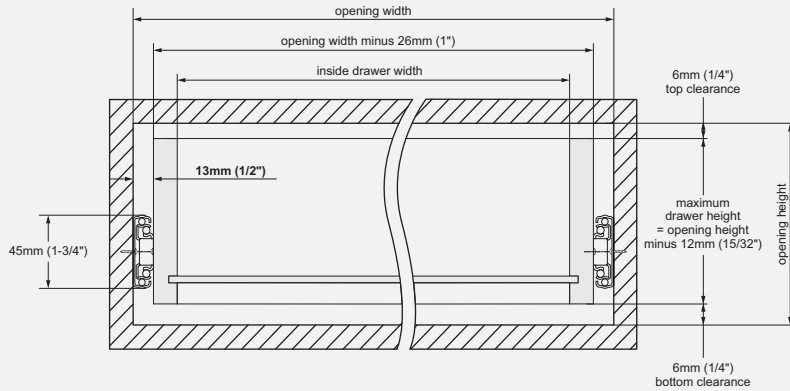
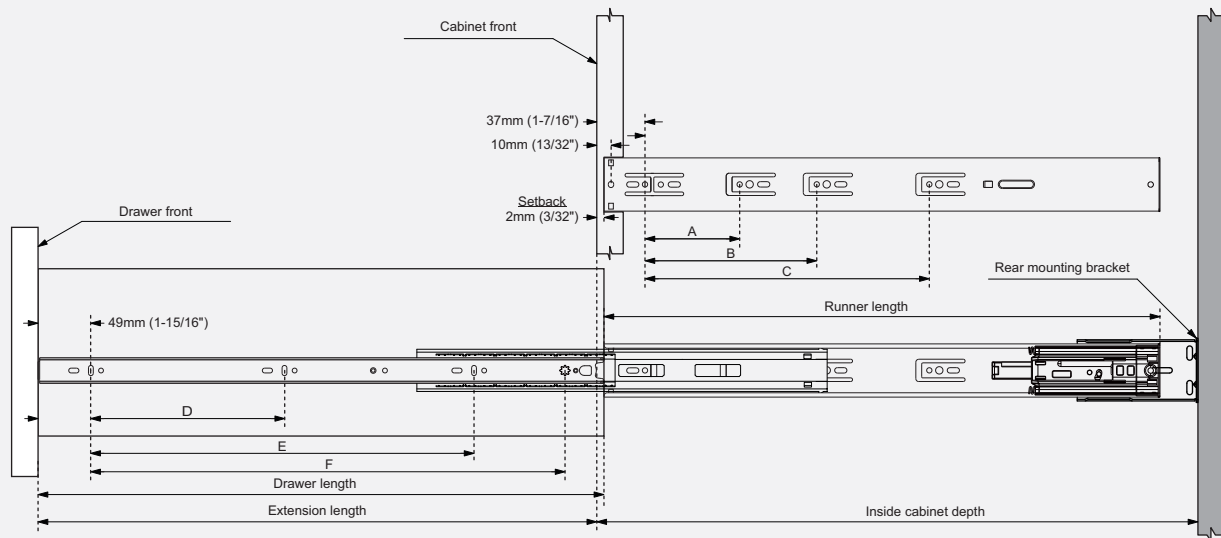


Drawer and Cabinet Specifications

Drawer box specifications TCH-22000 R.S.45 LX Rear mounting



Runner mounting specifications



Runner SKU number	Runner length	Extension length ±3mm	Screw locations for frameless cabinet						Inside cabinet depth	
			A	B	C	D	E	F	Mini.	Max. for face-frame
TCH-22304 250 ZP	(10") 250mm	147mm	-	-	-	-	-	123mm	260mm	300mm
TCH-22304 300 ZP	(12") 300mm	248mm	96mm	-	-	64mm	-	173mm	310mm	350mm
TCH-22304 350 ZP	(14") 350mm	315mm	73mm	56mm	-	96mm	-	223mm	360mm	400mm
TCH-22304 400 ZP	(16") 400mm	380mm	128mm	56mm	-	128mm	-	246mm	410mm	450mm
TCH-22304 450 ZP	(18") 450mm	446mm	128mm	96mm	-	160mm	125mm	296mm	460mm	500mm
TCH-22304 500 ZP	(20") 500mm	496mm	128mm	96mm	64mm	192mm	128mm	346mm	510mm	550mm
TCH-22304 550 ZP	(22") 550mm	546mm	128mm	96mm	96mm	192mm	192mm	396mm	560mm	600mm
TCH-22304 600 ZP	(24") 600mm	596mm	128mm	96mm	128mm	224mm	192mm	446mm	610mm	650mm
TCH-22304 650 ZP	(26") 650mm	646mm	128mm	96mm	128mm	256mm	224mm	496mm	660mm	700mm
TCH-22304 700 ZP	(28") 700mm	696mm	128mm	96mm	128mm	288mm	224mm	546mm	710mm	750mm